

Art- Painting including drawing

Innovation

Prior Knowledge

Previously, the children have used a variety of mediums and tools to paint, draw, sew, weave, print and create sculptures. They have drawn and painted a portrait of Queen Elizabeth II for her Diamond Jubilee celebrations. They have also completed a unit of work based on painting and drawing Henri Rousseau's Tiger in a Storm.



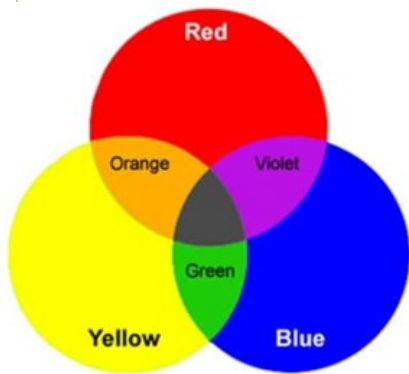
Key Vocabulary

Tier 1: Draw, paint, mark, line

Tier 2: Primary, secondary, layer, tint, shade, outline, portrait, self-portrait, frame, facial features, broad, thickness

Tier 3: Element, cubist, cubism

What is colour mixing?



My Component Knowledge:

Lesson 1: I can understand what painting is and portraits are.

Lesson 2: I can understand how to use pens and pencils to make a range of different marks

Lesson 3: I can apply my understanding of mark making to sketch my eyes and mouth using mirrors and observations.

Lesson 4: I can understand the process of mixing to make the primary and secondary colours.

Lesson 5: I can use drawing skills acquired earlier in the sequence to complete a self portrait.

Lesson 6: I can begin to develop my understand of Picasso's paintings and the styles he used.

Lesson 7: I can use the skills I have acquired to paint a Picasso inspired portrait. And evaluate my work.

My Composite Knowledge:

I can use a range of mediums to create art work. I can use painting to develop and share my ideas, experiences and imagination.

My Powerful Knowledge:

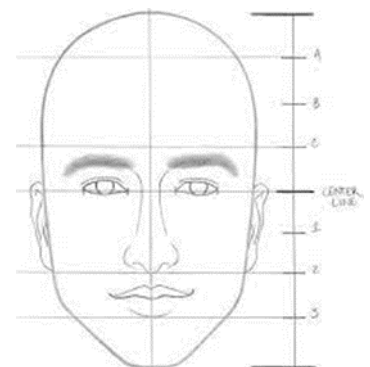

I am beginning to develop a wide range of art and design techniques in using colour, pattern, texture, line, shape, form and space. I am developing my awareness of a range of artists, craftsmen and designers, learning to describe the differences and similarities between different practices and disciplines, and making links to my own work.



Who is Pablo Picasso?



How do you draw a face realistically?



What is cubism?