


Vector Drawing

Innovation



Prior Knowledge

Reception - recognise the range of technology and how they're used.

Year 3 - select, use and combine a variety of software.

Year 4 - using audible equipment alongside editing choices.

My Component Knowledge:

Lesson 1: I can recognise that vector drawings are made using shapes.

Lesson 2: I can identify the shapes used to make a vector drawing.

Lesson 3: I can modify objects to create different effects.

Lesson 4: I can change the order of layers in a drawing.

Lesson 5: I can group to create a single object.

Lesson 6: I can evaluate alternatives of vector drawings.

My Composite Knowledge:

I can select, use, and combine a variety of software (including internet services) on a range of digital devices to design and create a range of programs, systems, and content that accomplish given goals, including collecting, analysing, evaluating, and presenting data and information.

My Powerful Knowledge:

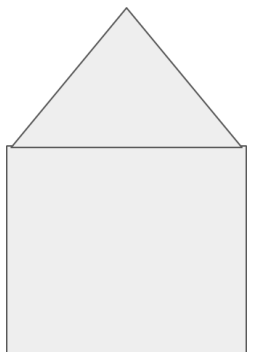
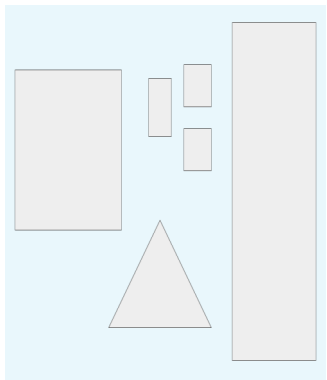


I can use technology safely, respectfully and responsibly; recognise acceptable/unacceptable behaviour; identify a range of ways to report concerns about content and contact.

Key Vocabulary

Tier 1: drawing tools, shapes, object, evaluate

Tier 2: vector, toolbar, improvement

Tier 3: icons, alternatives



What is vector?

What are layers?

What do you recognise about the layers of shapes?